






ARFIN INDIA LIMITED

Investor Update – Q2 – 2019-20



Disclaimer



- *Certain statements in this release concerning our future growth prospects are forward-looking statements within the meaning of applicable laws and regulations, and which involve a number of risks and uncertainties, beyond the control of the Company, that could cause actual results to differ materially from those in such forward-looking statements.*
- *The risks and uncertainties relating to these statements include, but are not limited to, risks and uncertainties regarding fluctuations in earnings, our ability to manage growth, intense competition including those factors which may affect our cost advantage, wage increases, our ability to attract and retain highly skilled professionals, political instability and general economic conditions affecting our industry.*
- *Arfin India Limited, may, from time to time, make additional written and oral forward looking statements, including our reports to shareholders. The Company does not undertake to update any forward-looking statement that may be made from time to time by or on behalf of the Company.*
- *The Company also expects the media to have access to all or parts of this release and the management's commentaries and opinions thereon, based on which the media may wish to comment and / or report on the same. Such comments and / or reporting maybe made only after taking due clearance and approval from the Company's authorized personnel. The Company does not take any responsibility for any interpretations / views / commentaries / reports which may be published or expressed by any media agency, without the prior authorization of the Company's authorized personnel.*

Financial Performance - Income Statement



INCOME STATEMENT (₹ in Lakhs)	Quarter Ended		
	30-Sep-19	30-Jun-19	30-Sep-18
Particulars			
Revenue From Operations (Net of GST)	8,113.12	9,579.87	10,331.96
COGS	6,636.61	8,097.05	8,173.74
Gross Profit	1,476.51	1,482.82	2,158.22
Gross Margin %	18.20%	15.48%	20.89%
Employees Benefit Expense	125.51	117.61	222.40
Power & Fuel	227.11	281.93	278.70
Other Expenses	538.23	550.33	969.64
Total Expenses	890.85	949.87	1,470.74
Other Income	18.71	10.97	13.51
EBIDTA	604.37	543.92	700.99
EBIDTA %	7.45%	5.68%	6.78%
Depreciation & Amortization Expenses	67.29	57.43	56.46
EBIT	537.08	486.49	644.53
Finance Costs	339.19	327.70	258.97
PBT	197.90	158.79	385.56
PBT %	2.44%	1.66%	3.73%
Tax Expense	3.52	53.23	153.61
PAT	194.38	105.56	231.95
PAT %	2.40%	1.10%	2.24%
Basic Earning Per Share (₹)	1.22	0.66	1.75
Diluted Earning Per Share (₹)	1.22	0.66	1.75

Financial Snapshot



Q2 FY20 Highlights

- The Company has reported Net Income From Operations of ₹ 8,113 Lakhs during the quarter ended September 30, 2019 in compare to ₹ 10,332 Lakhs during the previous year's quarter ended September 30, 2018.
- The Company has reported EBIDTA Margins of 7.45% of Net Sales during the quarter ended September 30, 2019 in compare to 6.78% of Net Sales during previous year's quarter ended September 30, 2018.
- The Company has reported EBIDTA of ₹ 604.37 Lakhs and Profit After Tax of ₹ 194 Lakhs for the quarter ended September 30, 2019.
- Basic and Diluted Earnings Per Share for the quarter was ₹ 1.22 Per Equity Share.

Thank You

REGISTERED OFFICE

B-302, 3rd Floor, Pelican House,
Gujarat Chamber of Commerce Building,
Ashram Road, Ahmedabad-380009,
Gujarat, India.

IR CONTACT: investors@arfin.co.in

TELEPHONE NO. : +91 79 26583791

CIN: L65990GJ1992PLC017460

WEBSITE: www.arfin.co.in